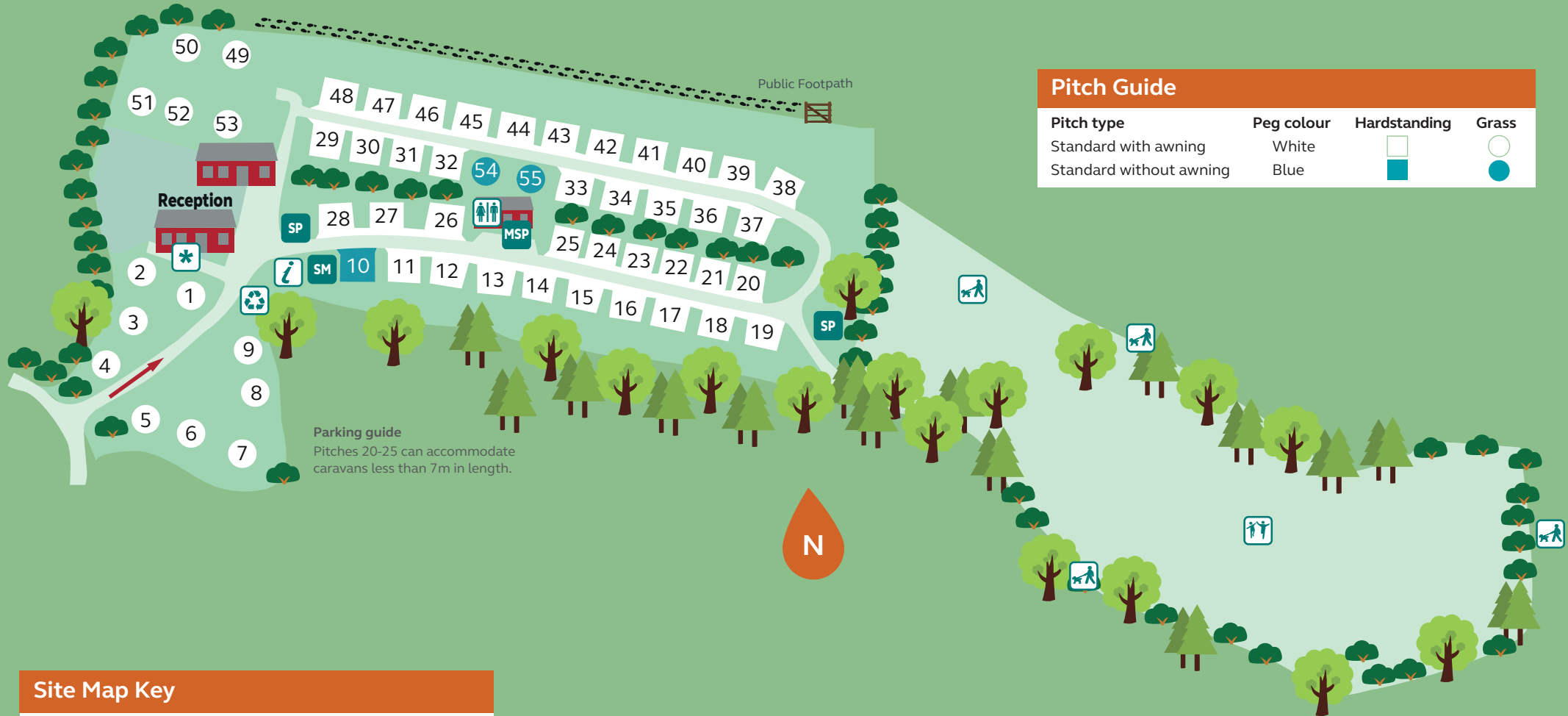


# Haycraft Club Campsite



**Parking guide**  
Pitches 20-25 can accommodate caravans less than 7m in length.

## Pitch Guide

Pitch type	Peg colour	Hardstanding	Grass
Standard with awning	White		
Standard without awning	Blue		

## Site Map Key

	Assembly Point		Play Area
	Dog Walk		Recycling Area
	Footpath		Service Point
	Information Room		Site Manager
	Motorhome Service Point		Toilet Block

# Site Information

## Safety on site

### Fire point

Please check where your nearest fire point is so you can raise the alarm if you discover a fire, make a note of where the assembly point is and read the fire action notice. Fire extinguishers are provided at the fire points. If fire breaks out, follow the Site Staff's instructions. Keep your children safe by making them aware of the danger of emergency services rushing to the scene. In the event of fire, there are alarm bells at service points, the assembly point is shown on the site plan.

### Dogs and other Pets

You are responsible for your pet's behaviour. Please make sure your pet is under control at all times; dogs must be kept on a secure lead no more than 2 metres long. Please exercise your dog in the dog walk/areas, where provided. We know accidents can't always be avoided, but please clean up quickly and use the dog bins provided. Unless you have an assistance dog, dogs aren't allowed in the toilet blocks, laundry rooms or dishwashing areas.

### Supervision of children

Parents or guardians are responsible for the safety of children in their care at all times whilst on site. Play areas are never entirely risk free, so we ask children are supervised by an adult. Please remember you are responsible for your children on site.

### Visitors

Please meet visitors at reception.

### Vehicles and cycles

For the safety and enjoyment of everyone on site, please keep your speed down. The speed limit on all sites is 5mph; that's 1st gear. Pedestrians always have priority over vehicles when crossing site roads. Please expect that young children may move around your vehicle carelessly, because they have little understanding of road risks, and adapt your driving technique to allow for this.

Please make sure you follow one-way systems and there should be no cycling on site during the hours of darkness.

## Site facilities

### Toilets and showers

The toilet blocks are closed for cleaning from 10.45am to 12 noon. There is a baby and toddler bathroom for children under 4 years, please ensure that children are supervised by an adult at all times.

### Laundry

Washing machine £4.00, Tumble dryer £1.00, Rinse & Spin £1.00 per 15min.

### Play Areas

There is a play field on site for games, and a children's playground just down the lane. Please ensure children are supervised by an adult at all times.

## Pitches

### Barbecues

Barbecues are allowed on site, please keep them off the grass.

### Electric hook-up

The costs of electricity are included in your pitch fee, but please think of the environment by considering your electricity use.

### Motorhomes

If your pitch is left unoccupied, please leave your motorhome sign on display.

### Pitch care

Please lift awning ground sheets daily.

### TV reception

Television reception is poor in some areas, best with aerial horizontal. The EHU bollards have a TV socket and a booster system is available.

### Vacating your pitch

If you wish to stay after 12 noon on your day of departure, please ask at reception.

### Wi-Fi

Wi-Fi is available. Please visit [camc.com/Wifi](http://camc.com/Wifi) for more information about our Wi-Fi service.

## Site contact details:

**Haycraft Caravan and  
Motorhome Club Campsite**  
Haycrafts Lane  
Swanage  
BH19 3EB

**Telephone: 01929 480572**

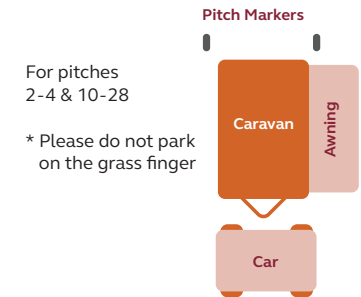
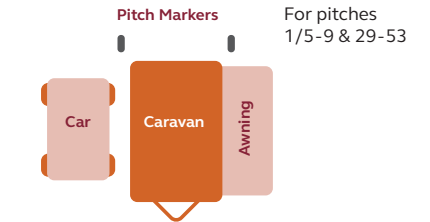
## Emergency details:

In the event of an emergency outside of office hours please call 999 if required, then contact the Site Staff on the emergency number below or ring the bell on reception door which is linked to the Site Managers Accommodation.

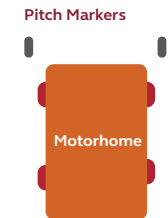
**Emergency out-of-hours number:  
07825 093212**

## Parking Guide

### Car and Caravan



### Motorhome



To avoid the spread of fire there must be at least 6 metres between facing walls of adjacent outfits, and 3 metres of space in any direction.

To help us keep you safe please park your caravan or motorhome between the two pitch markers. If you wish to park in a different way, please check with Site Staff.